
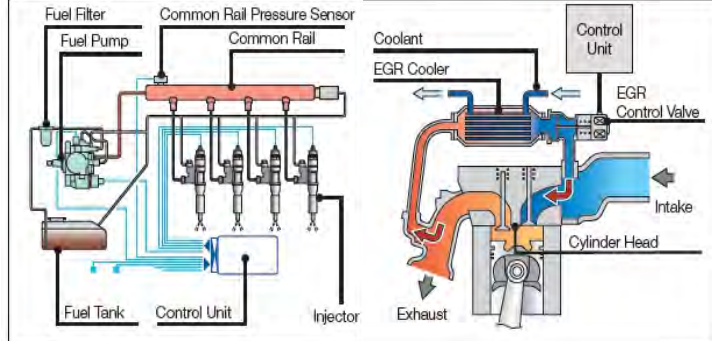


CF 6



High Performances with Less Fuel Consumption

The new performant hydraulic plants give more power to increase the productivity. The **LOAD SENSING VALVE** permits to feed the movements which are activated, adapting instantly to the oil flow, allowing a consumption reduction. The oil and filters change intervals have been extended, reducing maintenance time and expenses. The engine control unit drives the fuel pump at an ultrahigh pressure to inject the fuel into the cylinders through a common rail device. The cooler **EGR** system mixes exhaust gasses with intake air for a re-combustion, lowering combustion temperature and reducing fuel consumption. The new engines comply with the US norms **TIER 4 Final** and the **EU Stage V**.



Worldwide Service

Our technical support service provides quick access to factory expertise, while our commercial team is always on hand to provide fast and competitive quotes. Our service network covers over 25 countries all over the world.



Easy Maintenance

Routine maintenance is essential for keeping unscheduled downtime to an absolute minimum and ensuring the overall reliability of your machine, but it can be difficult finding the time to carry out regular checks on busy construction sites. The new bases has been designed with time-saving, conveniently accessible features that will make it easy for you to perform routine service and cleaning procedures, so you can get the machine back to work as quickly as possible.



Comfortably in control

The new cabs provided with air conditioning, radio-CD player, multifunction LCD monitor and an absorbing and eating seat, guarantee a comfortable position and ensures an excellent view of the working area. Through the multifunction monitor (optional) the operator can check all the machine parameters and can start the rear view by a camera. The cabs are also protected by new system **Center Pillar Reinforced Structure**. Our machines are provided with an electronic device which measures the drilling depth and can be equipped also with the mast automatic alignment device which improves the verticality of the pile.





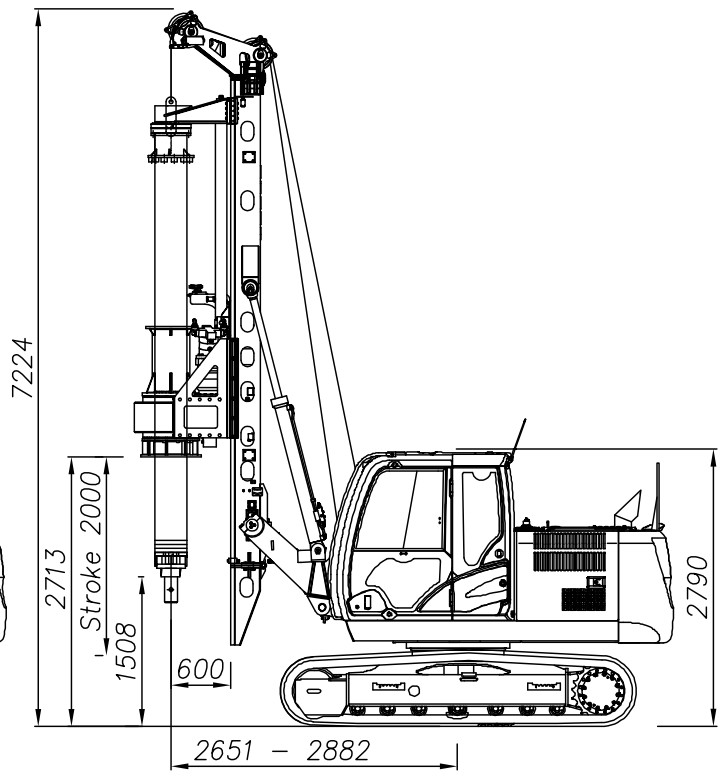
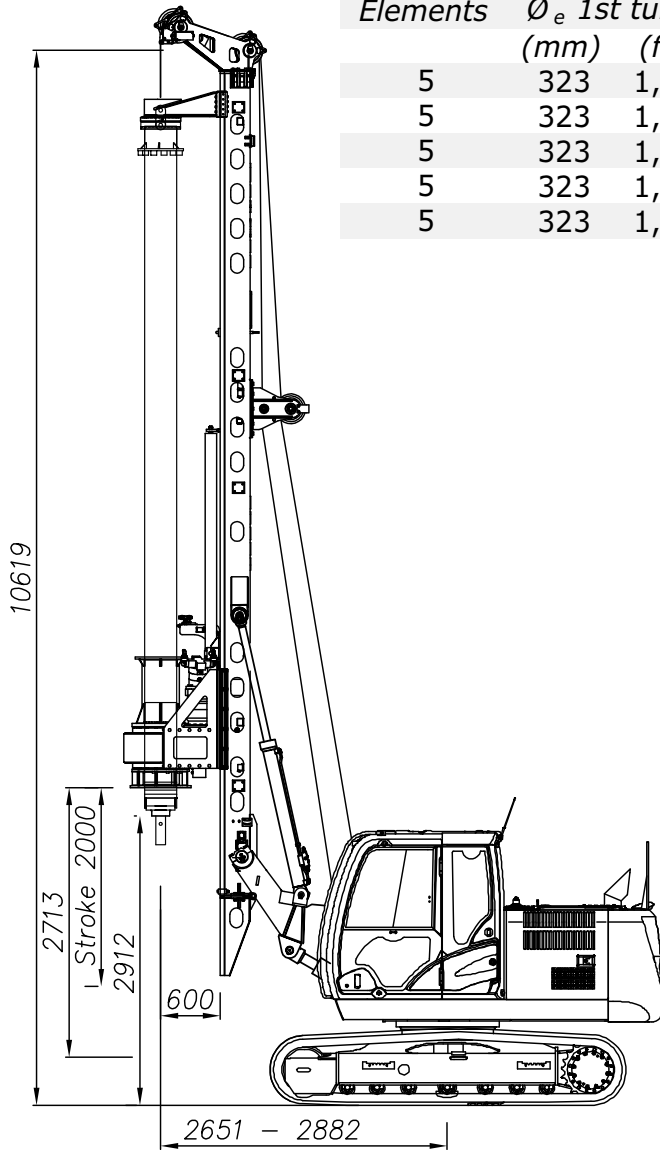
Carro Base		Base Carrier			
Tipo	Type	Case CX130D			
Motore diesel	Diesel engine	Isuzu AR-4JJ1X			
Normativa emissioni	Exhaust emission standard	EU Stage V - US EPA Tier4			
Potenza a 2300 rpm	Rated power @ 2300 rpm	78,5	kW	107	HP
Capacità serbatoio carburante	Fuel tank capacity	260	l	69	gal
Livello di pressione sonora in cabina	Sound pressure level in cabin	69 dB(A)			
Livello di potenza sonora	Sound power level	107 dB(A)			
Impianto idraulico		Hydraulic System			
Portata pompe principali	Main pumps flow rate	2 x 129	l/min	1 x 34	gpm
Portata pompa secondaria	Auxiliary pump flow rate	54	l/min	14,3	gpm
Pressione di lavoro	Working hydraulic pressure	300	bar	4351	psi
Massima pressione	Max hydraulic pressure	340	bar	4930	psi
Capacità serbatoio olio idraulico	Hydraulic oil tank capacity	82	l	21,7	gal
Sottocarro		Undercarriage			
Carreggiata	Overall tracks width	2490	mm	97,1	in
Lunghezza	Overall tracks length	3580	mm	141	in
Larghezza pattini a tre barre	Width of triple grouser track shoes	500	mm	19,5	in
Velocità di traslazione	Travel speed	5,6	Km/h	3,5	mph
Forza di trazione	Traction force	116	kN	26077	lbs
Rotary idraulica		Hydraulic rotary head			
Coppia max nominale	Max nominal torque	60	kNm	44254	ft lbs
Velocità max di perforazione	Max drilling speed	30	rpm	30,0	rpm
Velocità di scarico	Spin-off speed	60	rpm	60,0	rpm
Argano Principale		Main winch			
Tiro sul 1° strato	Line pull on 1st layer	80	kN	17984	lbs
Velocità max	Max line speed	25	m/min	82	ft/min
Diametro della fune	Rope diameter	20	mm	0,77	in
Argano Ausiliario		Auxiliary winch			
Tiro sul 1° strato	Line pull on 1st layer	35	kN	9316	lbs
Velocità max	Max line speed	50	m/min	164	ft/min
Diametro della fune	Rope diameter	14	mm	0,55	in
Martinetto Pull Down		Crowd Ram System			
Forza di estrazione	Extraction force	150	kN	33721	lbs
Forza di spinta	Crowd force	120	kN	26976	lbs
Corsa	Stroke	2000	mm	79	in
Motoriduttore a catena		Crowd Chain-Motor System			
Forza di estrazione/spinta	Extraction/crowd force	80	kN	17984	lbs
Corsa	Stroke	6150	mm	242	in
Pali		Kelly bar bored piling			
Diametro min	Min diameter	350	mm	13,8	in
Diametro max fronte mast	Max diameter along mast	1200	mm	47,2	in
Diametro max sotto mast	Max diameter below mast	2000	mm	78,7	in
Diametro max con tubi forma	Max diameter with casing pipes	800	mm	31,5	in
Profondità max	Max depth	30	m	98,5	ft
Pali ad altezza limitata		Low Headroom bored piling			
Altezza di lavoro con supporto alto	Working height with mast support up	7660	mm	25,1	ft
Altezza di lavoro con supporto basso	Working height with mast support down	7124	mm	23,3	ft
Profondità max	Max depth	18	m	59,0	ft
Pali ad altezza super limitata		Super Low Headroom bored piling			
Altezza di lavoro con supporto alto	Working height with mast support up	6100	mm	20,0	ft
Altezza di lavoro con supporto basso	Working height with mast support down	5700	mm	18,7	ft
Profondità max	Max depth	15	m	49,2	ft

Pali CFA		CFA bored piling				
Diametro min	<i>Min diameter</i>	300	mm	11,8	in	
Diametro max	<i>Max diameter</i>	600	mm	23,6	in	
Profondità max	<i>Max depth</i>	9	m	23,0	ft	
Profondità max con prolunga di 3m	<i>Max depth with 3m auger extension</i>	12	m	39,4	ft	
Forza di estrazione con tiro in II	<i>Extraction force on 2nd layer pull</i>	160	kN	35968	lbs	
Pali CFA - allungata		CFA bored piling - extended				
Diametro min	<i>Min diameter</i>	300	mm	11,8	in	
Diametro max	<i>Max diameter</i>	650	mm	29,6	in	
Profondità max	<i>Max depth</i>	11	m	36,1	ft	
Profondità max con prolunga di 4m	<i>Max depth with 4m auger extension</i>	15	m	49,2	ft	
Forza di estrazione con tiro in III	<i>Extraction force on 3rd layer pull</i>	240	kN	53952	lbs	
Dimensioni per il trasporto		Transport dimensions				
Lunghezza in versione kelly bar	<i>Length in kelly bar mode</i>	10284	mm	33,7	ft	
Lunghezza in versione CFA	<i>Length in CFA mode</i>	9477	mm	31,1	ft	
Altezza in versione kelly bar	<i>Height in kelly bar mode</i>	3200	mm	10,5	ft	
Altezza in versione CFA	<i>Height in CFA mode</i>	3000	mm	9,8	ft	
Larghezza	<i>Width</i>	2495	mm	8,2	ft	
Peso (con Kelly Bar da 30m)	<i>Weight (with 30m kelly bar)</i>	21500	kg	47399	lbs	
Peso (in versione CFA da 12m)	<i>Weight (in CFA mode for 12m)</i>	20000	kg	44100	lbs	

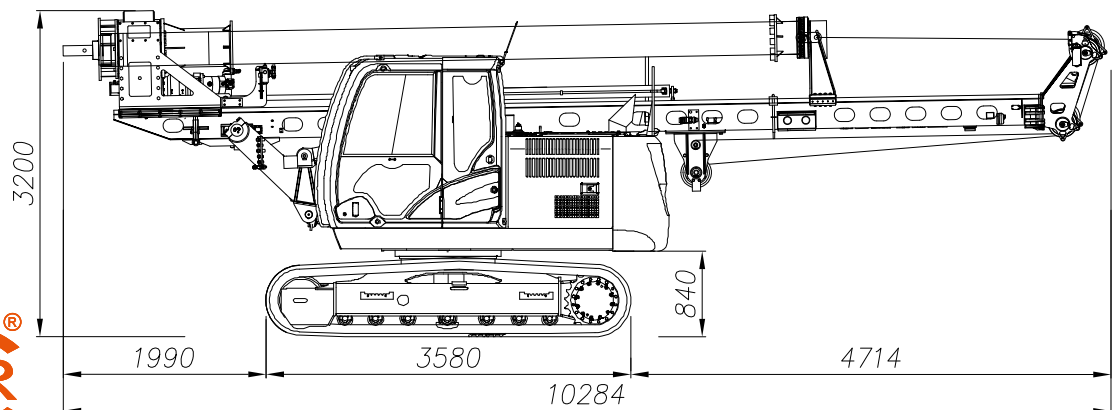


Aste a bloccaggio
Mechanical locking kelly bar

Elementi	Ø _e 1° tubo		Lunghezza (A)		Profondità		Altezza (H)	
Elements	Ø _e 1st tube		Lenght (A)		Depth		Height (H)	
	(mm)	(ft)	(mm)	(ft)	(m)	(ft)	(mm)	(ft)
5	323	1,06	7300	24,2	30	98,46	2576	8,4
5	323	1,06	6880	22,6	28	91,9	3026	9,9
5	323	1,06	6000	19,7	24	78,7	3906	12,8
5	323	1,06	4623	15,1	18	59	4761	15,6
5	323	1,06	3852	12,6	15	49,2	5436	17,8

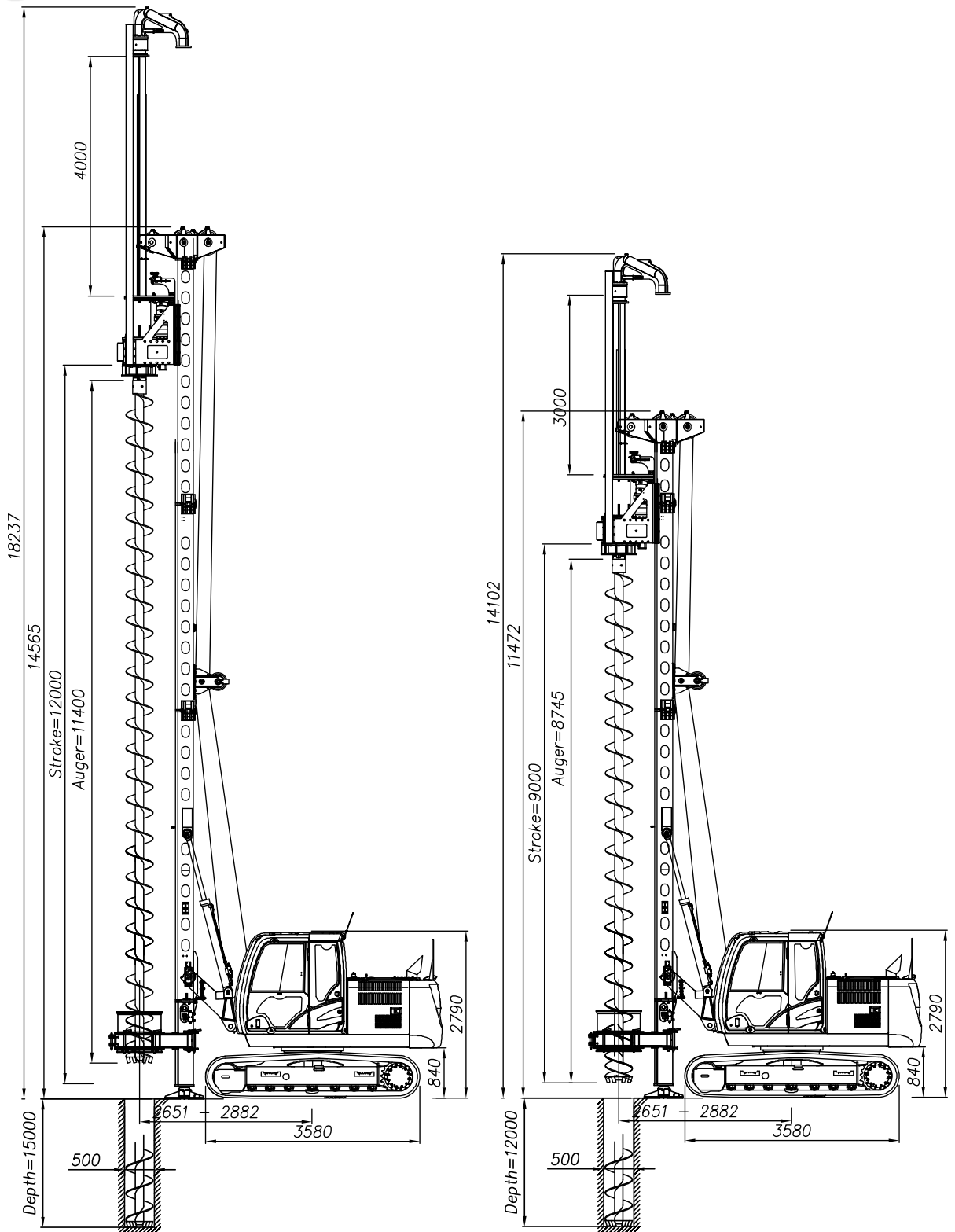


Configurazione trasporto / Transport configuration

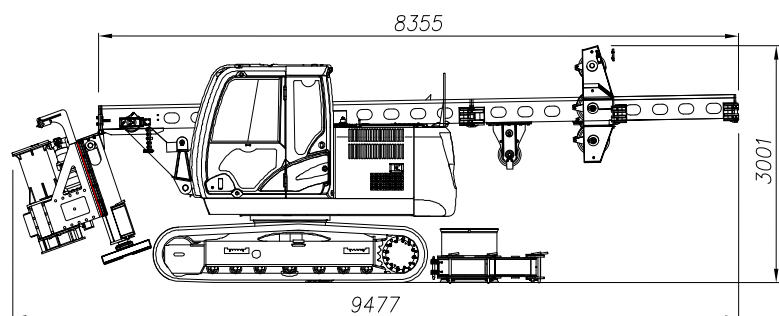








Configurazione trasporto / Transport configuration



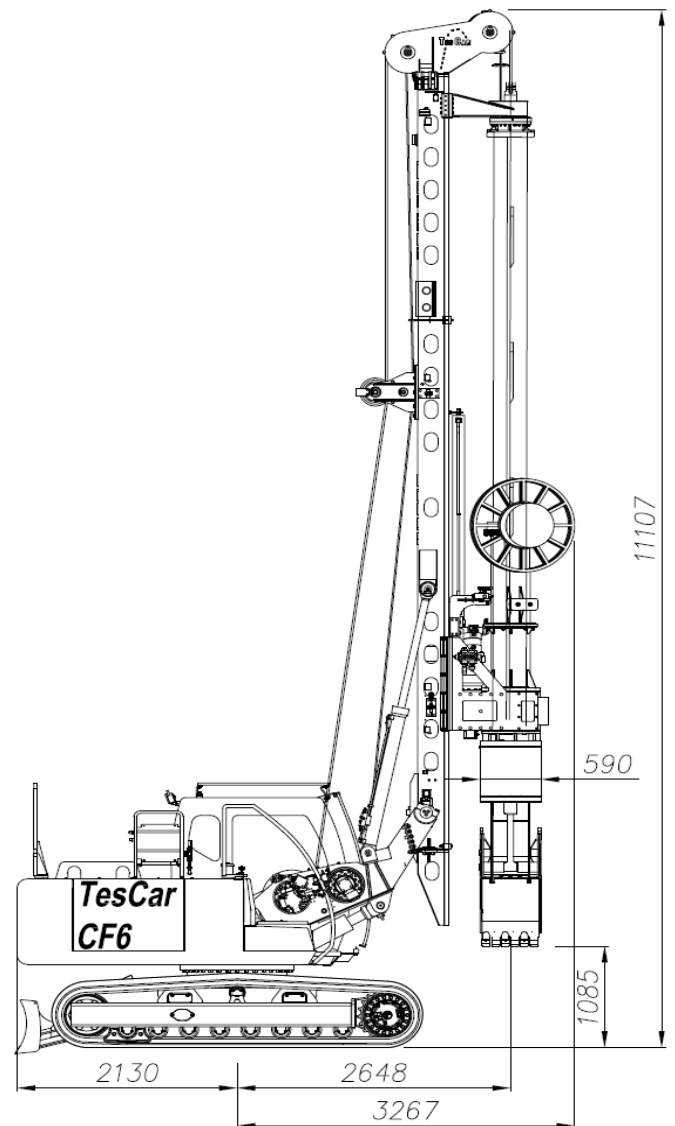


CF6

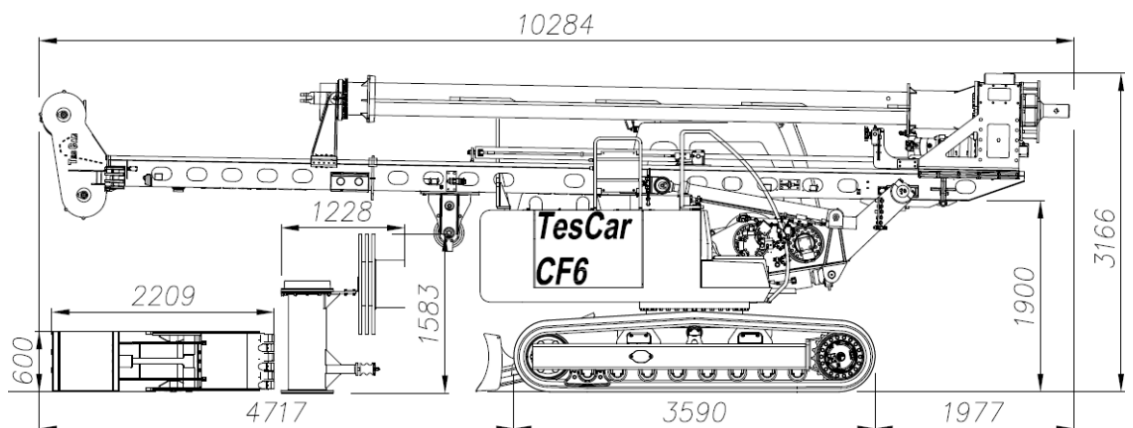
TESCAR

Dimensioni di scavo
Borehole dimensions

Larghezza max. diaframma	600	mm
Max. diaphragm width	23,6	in
Lunghezza max. diaframma	2	m
Max. diaphragm length	7	ft
Profondità massima	14	m
Max. depth	46	ft



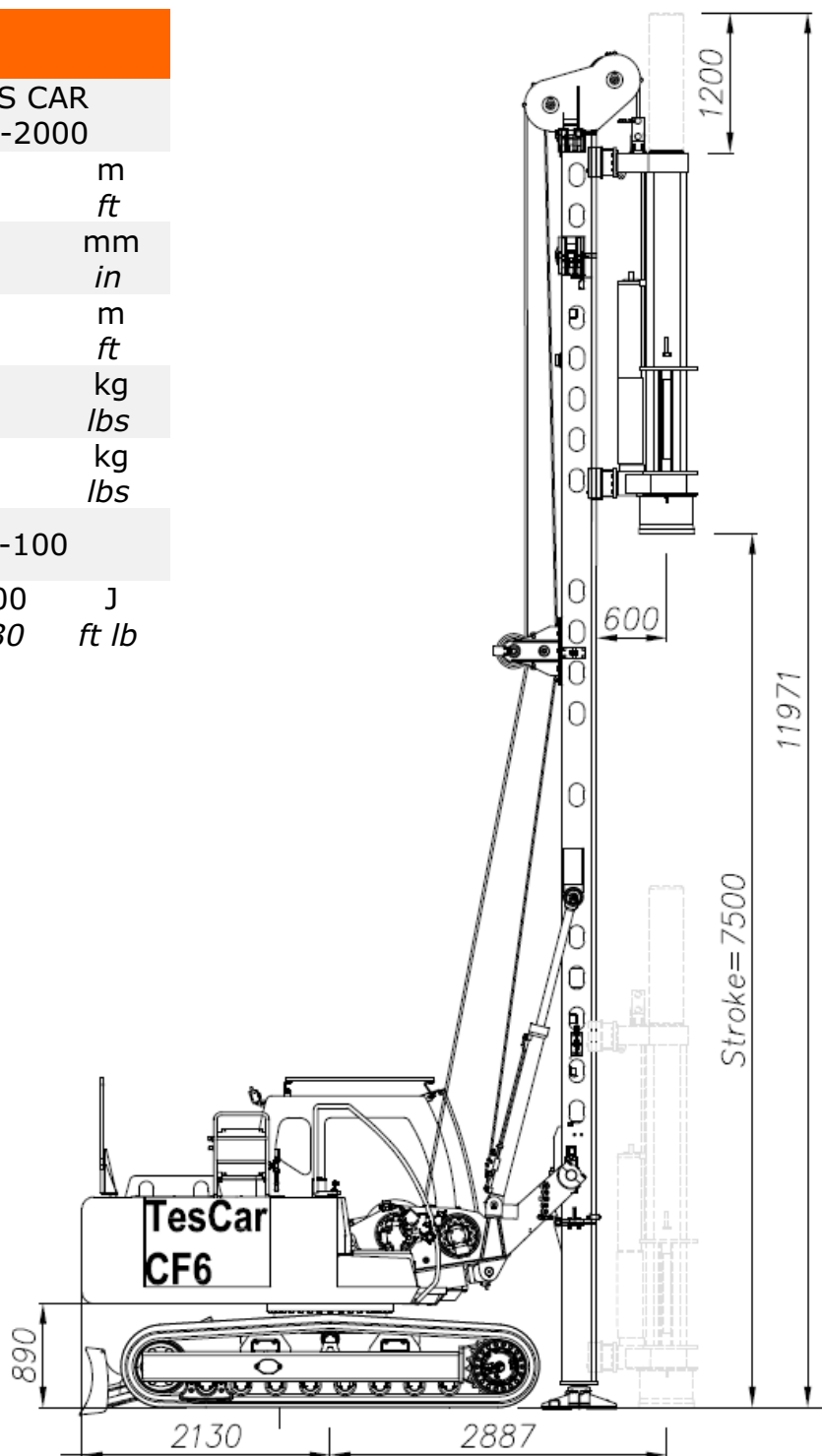
Configurazione trasporto / Transport configuration





Dati tecnici Technical data

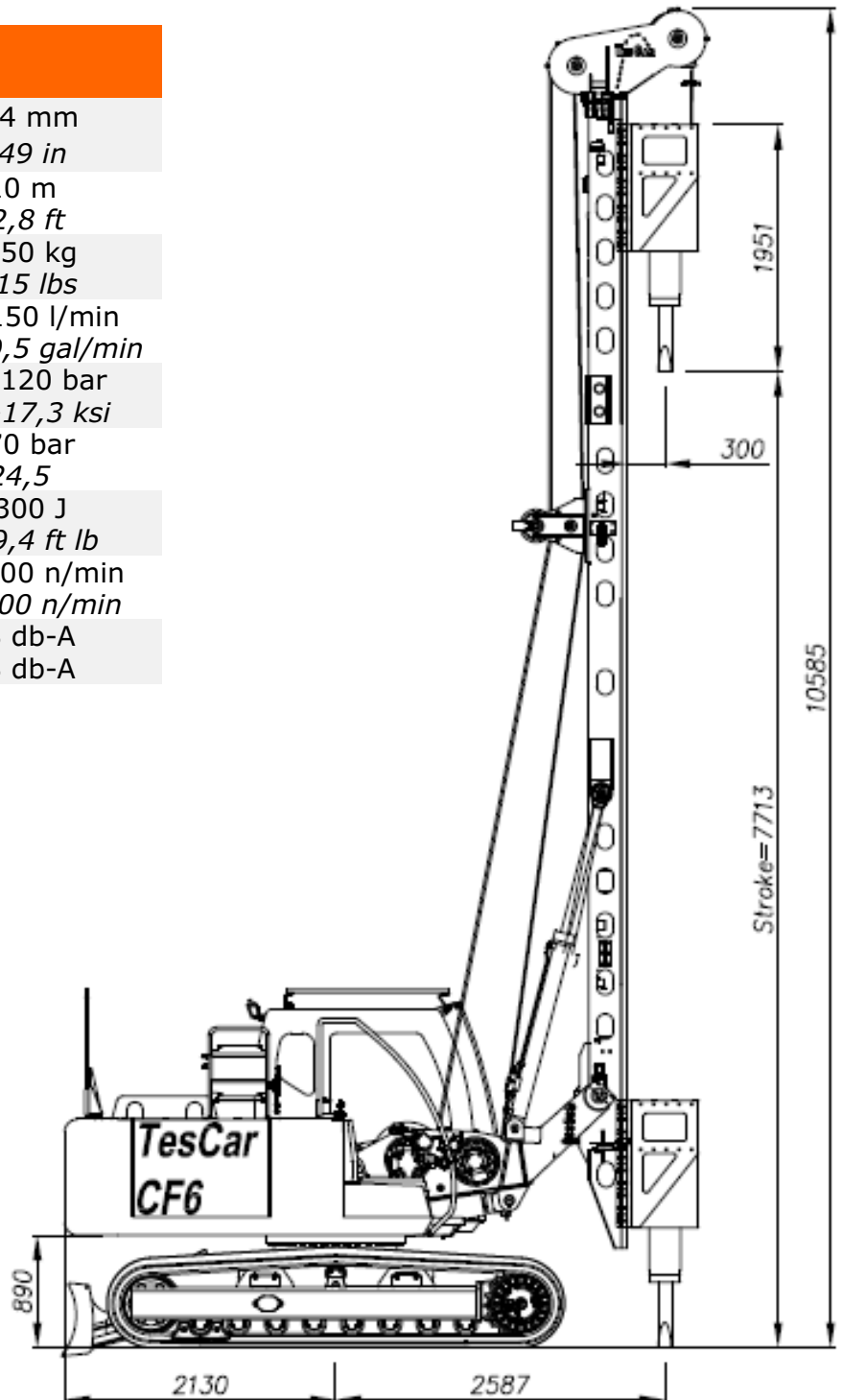
Martello idraulico <i>Hydraulic hammer</i>	TES CAR TH-2000	
Corsa <i>Stroke</i>	7,5 25	m ft
Diametro max. del palo <i>Max. pile diameter</i>	400 16	mm in
Altezza max. del palo <i>Max. pile height</i>	7,9 26	m ft
Peso del pistone <i>Piston weight</i>	2000 4	kg lbs
Peso totale <i>Total weight</i>	3000 7	kg lbs
Colpi al minuto <i>Blow per min.</i>	0-100	
Energia per colpo <i>Energy per blow</i>	0-23500 0-17330	J ft lb






Dati tecnici Technical data

Diametro del palo	114 mm
<i>Pile diameter</i>	<i>4,49 in</i>
Profondità	10 m
<i>Depth</i>	<i>32,8 ft</i>
Peso del martello	1050 kg
<i>Weight of breaker</i>	<i>2315 lbs</i>
Portata richiesta	130-150 l/min
<i>Oil supply required</i>	<i>34,3-39,5 gal/min</i>
Pressione al martello	110-120 bar
<i>Pressure to the breaker</i>	<i>15,9-17,3 ksi</i>
Pressione all'escavatore	170 bar
<i>Pressure to the digger</i>	<i>24,5</i>
Energia per colpo	2300 J
<i>Energy per blow</i>	<i>1799,4 ft lb</i>
Colpi al minuto	500-600 n/min
<i>Striking rate per minute</i>	<i>500-600 n/min</i>
Rumorosità	88 db-A
<i>Noisiness</i>	<i>88 db-A</i>





TES CAR[®] is a brand licensed to TONTI TRADING SRL

TONTI TRADING SRL:



info@tonitrading.com



+39 071 9300027

P.Iva / VAT: IT 02636680429

Registered Office: Via Marco Polo, 80 60027 Osimo (AN) Italy
Operating Office: Via Flaminia II, 16 60027 Osimo (AN) Italy